






Miesiąc	Tematy lekcji	Wyrażenia , struktury, słownictwo, piosenki
<p>Luty - Marzec 2017</p> 	<p>Nowa piosenka na. Powitanie</p>	<p>♪ Hello, Hello! 123, 123 Hello, Hello! 123, 123 Clap your hands, clap your hands 123, 123 Clap your hands, clap your hands 123, 123 <i>To samo śpiewamy z:</i> Shake your hands, shake your hands 123, 123 Stamp your feet, stamp your feet 123, 123</p>
	<p>A Little spring waltz. Tańczymy walczyka</p>	<p>A little spring waltz, one, two, three Shall we start dancing, you and me? A little spring waltz, one, two, three Let's dance together, You and Me.</p> <p>What a lovely, sunny day, Time to sing and dance and play Will you dance today with me? Please agree! One, two, three.</p>

	<p>Bajeczka: Five Little peas <i>Pokazujemy i przedstawiamy i udajemy groszki.</i></p>	<p>Five little <b>peas are sitting</b> in the peapod. The are all very small.  <b>"I want to be big"</b> says the firt pea.</p> <p>So he starts to grow.  <b>"Look ! I'm growing! I'm big now!"</b> he says.</p> <p><b>" I want to be big , too"</b> says the second pea.          So he starts to grow.  <b>" Look! I'm growing! I' big now!"</b> he says.</p> <p>"We want to be big,too" say the other peas.          So the start to grow.  <b>"Look! We are growing! We're big now, too!</b> They say.</p> <p>Five little peas grow and grow. Now they,re big.          The <b>peapod goes POPS. The peas sre very happy.</b> They're big now and <b>ready to go out and play.</b></p>
<p>who me?</p> 	<p>Who are you ?</p>	<p>Who are you ? I am a boy. I am a girl ?          What's your name ? My name is ....          How are you ? I'm fine, thank you. I'm great. I' well. I'm good. I'm wonderful. I'm ok.          ♪</p> <p>Who are you? I am a monkey.          Who are you? I am a n elephant.</p>

		<p>Who are you? I am a snake.</p> <p>Who are you? I am a turtle.</p> <p>Who are you? I am a lion.</p>
	<p>My teady Bear</p>	<p>♪</p> <p>My teady bear has two eyes, two eyes, teo eyes x2</p> <p>I love my teady bear.</p> <p>My teady bers has one nose, one nose, one nose x2</p> <p>I love my teady bear.</p> <p>My teady bear has ears.....</p> <p>My teady bear has two arm.....</p> <p>My teady bear has two legs....</p> <p>My teady bear has four paws....</p> <p>I love my teady bear.</p>
	<p>My house</p>	<p>Let's go and visit my house today, I sleep here, eat and play.</p> <p>Come in and see my kitchen, the kitchen in my house.</p> <p>Come in and see my bedroom, the bedroom in my house.</p> <p>Come in and see my bathroom, the bathroom in my house.</p> <p>Come in and see my living room, the living room in my house.</p> <p>Come in and see my dining room, my dining room in my house.</p>

	<p>Słownictwo używane na zajęciach</p>	<p>Look children, Who wants to be a.....? You are a..... .listen carefully, names of the zoo animals, very good, fantastic, good thank you, very good, please be quiet, don't talk, well done, great, super, listen and repeat, I like you.</p> <p>Każda piosenka i wierszyk są motywem do przedstawienia , pokazania , zaśpiewania indywidualnie, pokazania na obrazkach, ułożenia rozsypywanek obrazkowych, ich dopasowania , łączenia obrazka ze słowem, uzupełnienia luk czy też znalezienia niepasujących rzeczy.</p>
	<p>In a cottage , in a wood. <i>historyjka</i></p>	<p>This is a cottage. It's in a little wood. A little old man lives in this cottage. The old man is looking out of the window. He's looking at the animals in the wood. He sees a little rabbit. The rabbit is running. He knocks at the door. Rat-tat-tat. The little old man opens the door. "Please help me" says the rabbit. "The hunter wants to shoot me" "Come in" says the old man. "Don't worry little rabbit. You can live here" The little rabbit is very happy. The old man is happy, too.</p>